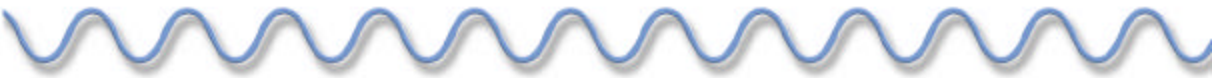


# 1:1 Flux Coupled Transformer

Rev B

## 0.3 - 200 MHz



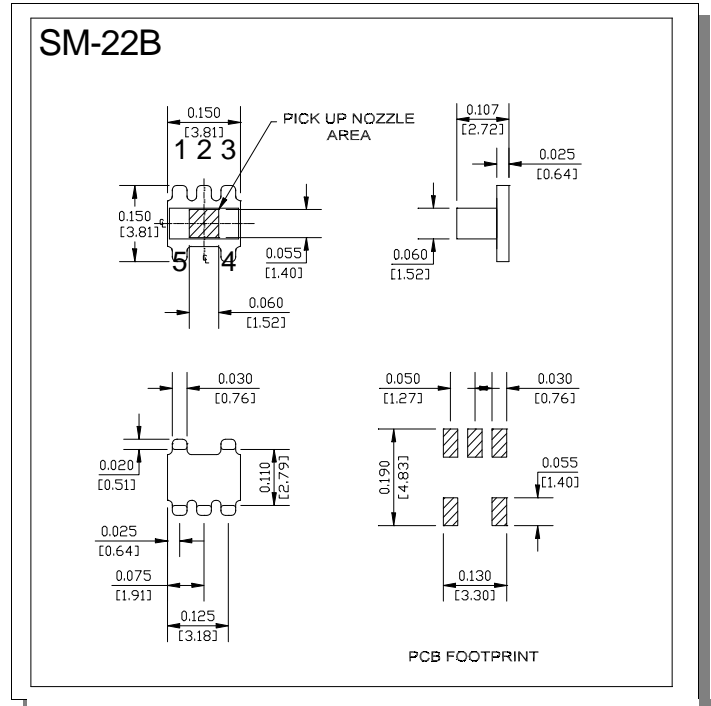

MABACT0012

### Features:

- Surface Mount
- 1:1 Impedance
- CT on Secondary
- Available on tape & reel

### Description

M/A-COM's MABACT0012 is a 1:1 RF flux coupled transformer in a low cost, surface mount package. Ideally suited for high volume CATV/Broadband applications.



Dimensions in inches [mm] Tolerance: .xx ± .02, .xxx ± .010

### Ordering Information

Part Number	Package
MABACT0012	Tape & Reel

### Electrical Specifications: 25°C, Impedance = 75 Ohms

Parameter	Frequency (MHz)	Units	Minimum	Typical	Maximum
Frequency Range	0.3 - 200				
Insertion Loss	0.3 - 200	dB	-	0.8	1.5
Amplitude Unbalance	0.3-50	dB	-	-	0.1
Amplitude Unbalance	0.3-200	dB	-	-	0.5
Phase Unbalance	0.3-50	°	-	-	1
Phase Unbalance	50-200	°	-	-	5
Input Return Loss	0.3-200	dB	-	-	10
Input Return Loss	5-120	dB	-	-	15

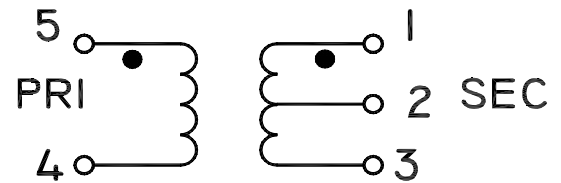
**Absolute Maximum Ratings**

Parameter	Maximum
RF input power	250mW
DC current	30mA
Operating temperature	-40°C - +85°C
Storage temperature	-40°C - +85°C

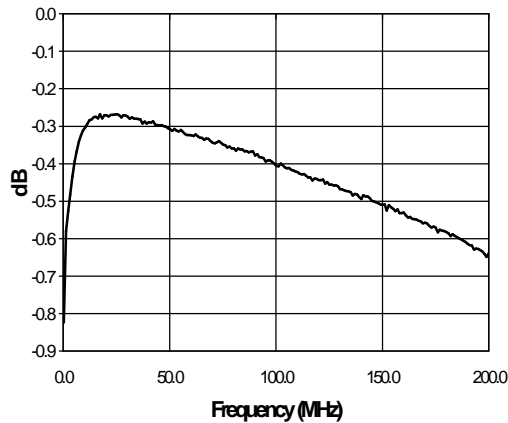
**Pin Configuration**

Function	Pin #
Secondary	3
Secondary CT	2
Secondary Dot	1
Primary Dot	5
Primary	4

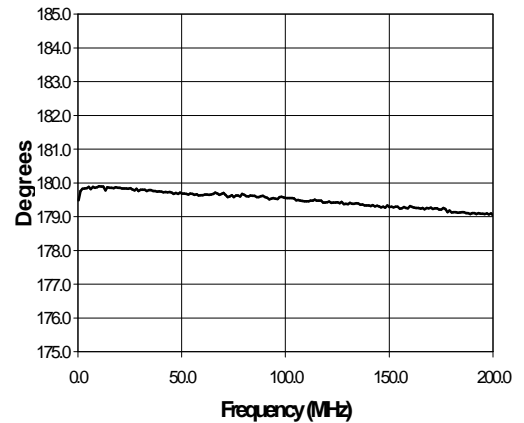
**Schematic**



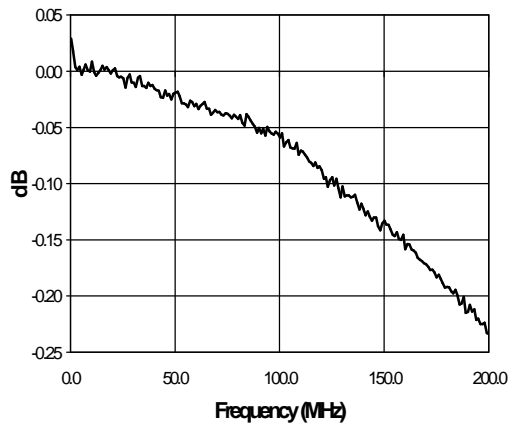
**Insertion Loss Port**



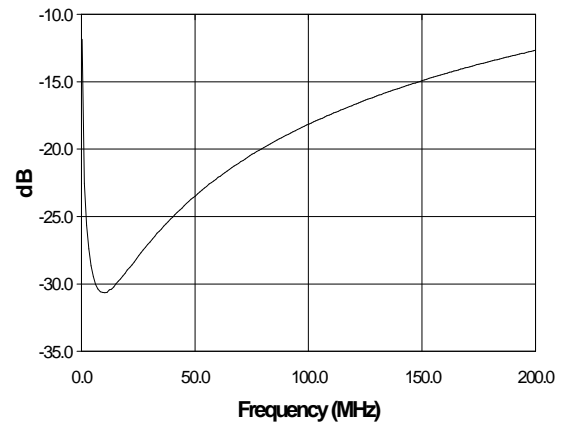
**Phase Balance**



**Amplitude Unbalance**



**Input Return Loss**



Specification subject to change without notice.

North America: (800) 366-2266

Asia/Pacific: +81-44-844-8296

Europe: +44 (1344) 869 595

Visit [www.macom.com](http://www.macom.com) for additional datasheets and information.